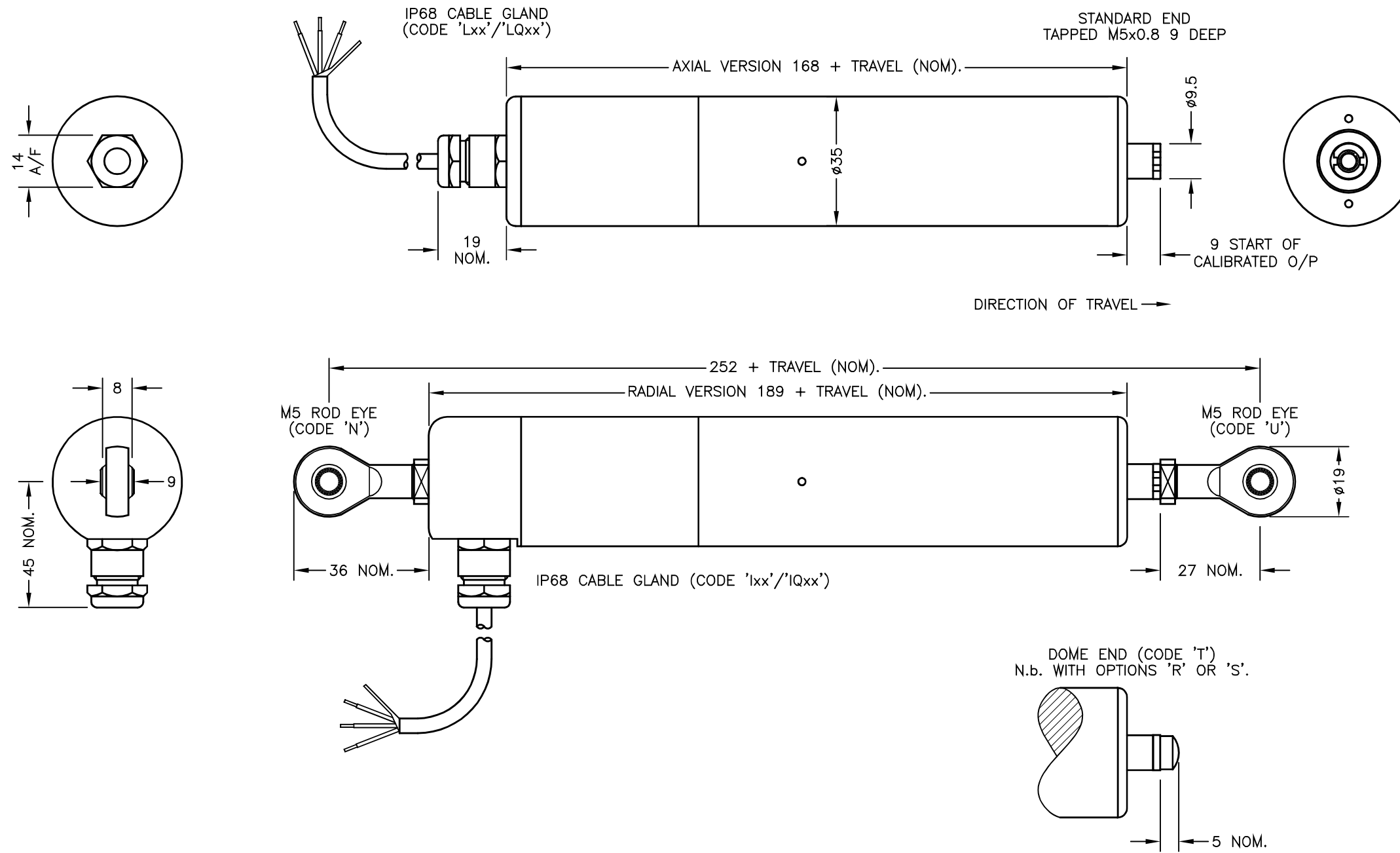


N.b. ROD-EYE ORIENTATION NOT GUARANTEED.



ELECTRICAL OPTIONS/ SPECIFICATIONS

OUTPUT	SUPPLY
0.5 TO 4.5V RATIOMETRIC	5V
SUPPLY CURRENT 12mA TYP. 20mA MAX.	

CABLE: 0.2mm², O/A SCREEN, PUR JACKET – SUPPLIED WITH 50cm OR REQUIRED LENGTH IN cm (15000cm MAX).
 STANDARD 3-CORE: JACKET Ø4mm BLACK e.g. 'L50'
 OPTIONAL 5-CORE: JACKET Ø4.6mm BLUE e.g. 'LQ50'

CONNECTIONS:

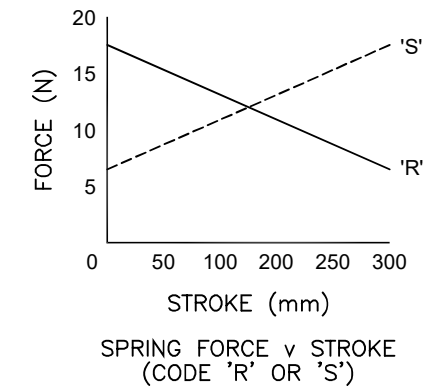
3 CORE	5 CORE	
RED	RED	+Ve
–	ORG	+SENSE (5-WIRE ONLY)
BLACK	BLACK	0V
–	GRY	–SENSE (5-WIRE ONLY)
WHITE	WHITE	OUTPUT
SCREEN	SCREEN	BODY

RANGE OF DISPLACEMENT FROM 0–5mm TO 0–800mm e.g.76, IN INCREMENTS OF 1mm.

BODY MATERIAL: STAINLESS STEEL 316.

FURTHER OPTIONS:

- SINGLE PAIR OF BODY CLAMPS 'P'
- TWO PAIRS OF BODY CLAMPS 'P2'
- SPRING RETURN PUSH-ROD, TRAVEL ≤300mm
- RETURN TO EXTENDED POSITION (CODE 'R')
- RETURN TO RETRACTED POSITION (CODE 'S')
- PUSH-ROD FREE (CODE 'V') – NOT AVAILABLE WITH SPRUNG OPTIONS.



NOTE:– READ INSTALLATION SHEET E114–19 FOR FULL INSTRUCTIONS FOR USE.

ATEX / IECEx APPROVED TO	
II 1GD	
Ex ia IIC T4 Ga (Ta= -40° to +80°C)	
Ex ia IIIC T135°C Da (Ta= -40° to +80°C)	
Ui 11.4V, li 0.2A, Pi 0.51W	

APPROVED FOR USE IN CONJUNCTION WITH A GALVANICALLY ISOLATED BARRIER.

NOTE: APPROVAL ONLY APPLIES AT NORMAL ATMOSPHERIC PRESSURE!

MAXIMUM WORKING DEPTH: 100 METRES/328 FEET. WHERE THE FREE END OF THE CABLE IS TO BE TERMINATED IN A SUBMERGED POSITION, ADEQUATE SEALING MUST BE PROVIDED TO PROTECT CONNECTIONS.

THE PUSH-ROD RETRACTS A FURTHER 4mm NOM. FROM START OF CALIBRATED TRAVEL. STANDARD VERSIONS THE PUSH-ROD EXTENDS A FURTHER 8mm NOM. FROM END OF CALIBRATED TRAVEL, FOR SPRUNG VERSIONS: 'R': 1mm, 'S': 2mm. 'V' CODED PUSH-ROD WILL DEPART SENSOR BODY.


REV	DESCRIPTION	DATE	BY
A	FIRST ISSUE.		PDM
B	RANGE WAS 50-600mm RAN1056		RDS
C	OPTION 'S' ADDED ~ RAN1108		PDM
D	5-CORE OPTION ADDED ~ RAN1102		PDM
E	RANGE NOTE AMENDED ~ RAN1200		PDM
F	THREAD FORM AMENDED ~ RAN1285		PDM



DRAWINGS NOT TO BE CHANGED WITHOUT REFERENCE TO THE CHANGE PROCEDURE. CHANGES TO PARTS USED IN INTRINSICALLY SAFE PRODUCT MUST BE APPROVED BY THE AUTHORISED PERSON
 THIS IS AN UNCONTROLLED PRINT AND WILL NOT BE UPDATED.

DSPM Industria
 sensori & trasduttori

Via Paolo Uccello 4 - 20148 Milano
 Tel +39 02 48 009 757 Fax +39 02 48 002 070 info@dspmindustria.it www.dspmindustria.it



REV	DATE	DESCRIPTION	CHECKED BY	SCALE	DRAWING NUMBER	REV	SHEET	OF
A	16/10/15		X	±0.4	E114-11	F	1	1
B	09/11/15		RDM	±0.2				
C	14/09/16			±0.1				
D	24/04/17	DESCRIPTION		DIMS mm				
E	05/09/17	E114 INTRINSICALLY SAFE						
F	01/04/19	SUBMERSIBLE STAND-ALONE LINEAR POSITION SENSOR						